



Welcome to Midwestern State University!

This walking tour of campus will likely take you approximately 60 to 90 minutes, depending on your walking speed. If you are completing this tour during regular school hours (Monday-Friday, 8am-5pm during the academic year and Monday-Thursday, 7am-6pm during the summer) you will be able to enter most buildings with little difficulty. However, if you are visiting campus during holiday breaks, over the weekend or during evening hours please be aware that some buildings may be locked.

To help guide you along the tour you will find a campus map on the last page. The number beside the name of each building corresponds to the building number on the campus map.

We are so excited you are here and hope you enjoy the day on campus! Please keep in mind that we are an active higher education institution so many of our students and teachers are busy at work. Please be respectful while visiting our campus.

With that said, let's get started!

1. Welcome Center within the Hardin Administration Building - South (#22).



(Proceed through the Welcome Center down the hallway with the curved gold wall.)

2. **The first window on the left is the Financial Aid Office.** After you apply to college you will fill out the Free Application for Federal Student Aid (FAFSA). If you decide to come to MSU, which we hope you do, you can contact our Financial Aid Office for assistance with questions about the FAFSA or financial aid options.



3. **The second window on the left is the Office of the Registrar.** This is where you apply for graduation or request your final transcripts once you've completed your degree at MSU. You can also add or drop classes here, but most students choose to do so online, using our MSU Portal.
4. **The door beyond the Office of the Registrar is the Admissions Office.** When you submit an application for admission to MSU it will be reviewed here. Also, if you have any questions about the admissions process you can always reach out to an Admissions Counselor for assistance.

(Turn the corner by the water filling station.)

5. **Notice the wall with the various cowboy hats on your left.** Behind it is the **Graduate School Office**. MSU offers several bachelor's and master's degree programs!
6. **The window on the right is the Business Office.** The Business Office is responsible for billing and collecting tuition, fees, campus housing, and other university-related charges.
7. **Stop at the stairwell on the left.** Down the hall from here are several administrative offices, including the President's Office and the Provost's Office. Also, **Akin Auditorium (#1)** hosts guest speakers and events throughout the year.




Photo Credit: A J Lopez

8. Exit through the door by the stairway.

(You will be facing the quad. Please be prepared to cross the street.)

9. After you cross the street you are now at the Quad (#41).

This area is separated into four sections, hence the name. It is a free-play field that any student is welcome to use. You can play ultimate frisbee or you can study between classes at the tables and benches. There are also numerous events held here throughout the year, like: Greek Week, Family Day, Homecoming, and the Caribfest Parade Day and Culture Show.

10. You are now at Bolin Fountain (#4).



Bolin Fountain -- Photo Credit: A J Lopez



Ferguson Education Building -- Photo Credit: A J Lopez

The three buildings on your left are the **Memorial IT Building (#33)**, **Ferguson Hall (#19)**, and **Fain Hall (#17)**. Ferguson Hall (pictured above) is the campus home of our Education and Kinesiology students, staff and faculty. Fain Hall is where our Panhellenic sorority chapter rooms are housed and the IT Building supports our campus WiFi and technical needs.

On the opposite side of the fountain is **Martin Hall (#28)**. This was previously a library but is now home to our Criminal Justice and Social Work programs.

11. Turn to the right and head toward the Dillard College of Business Administration Building (#15).

As you enter, you will see Einstein Bros Bagels, a convenient dining option for students between or after classes. Across the hall is a computer lab; one of many computer labs available to MSU students on campus. There is at least one computer lab in every academic building on campus and any student is able to access the computer labs with their MSU ID. Along with computer lab access students receive 1,000 free prints each semester.



Photo Credit: A J Lopez

Classrooms are on the 1st and 3rd floors in Dillard and academic advising and faculty offices are located on the 2nd floor. We have a student to faculty ratio of about 18 to 1 at MSU and our Professors are proud to support our students!

(Turn down the hallway. When you meet the intersection of another hallway, turn right.)

12. STAR Lab

This is the Security Trading and Research Lab, or the Dillard STAR Lab. It creates a simulated trading floor where students gain experience in the fast-paced world of securities trading and research. The Lab is equipped with 23 networked workstations, of which 9 are Bloomberg terminals, to give students significant on-the-job-style training. In addition, the Lab features a full-color LED ticker and an interactive portal of financial information from Rise Display. Students use the lab to manage an investment portfolio. Through the Bloomberg terminals, the STAR Lab also provides faculty and students access to financial and economic data for research.

(Exit the building on the opposite end of the hall.)

(Stop at the tree on the left side of the sidewalk.)

13. Notice the construction in front of you...

This will be the new Health Science Building, once it is complete in Fall 2019! It will be the home for the Dental Hygiene, Nursing, Radiology, and Respiratory Care programs. The current Health Science building, **Bridwell Hall (#6)**, is just out of view, to the right.

To the left of the construction is **McCoy Engineering Hall (#29)**. This building houses our Physics and Mechanical Engineering classes. This is a unique building because the inside walls are made out of glass!



Photo Credit: A J Lopez

*(Walk down the sidewalk on your left. Go past **Fain Hall (#18)** and be prepared to cross the street.*

Notice the building on your right.)

14. This is Killingsworth Hall (#23).

This is the all-female residence hall on campus. It is 6 floors and holds around 365 beds. The rooms in this dorm are semi-private. There are kitchen and laundry facilities on alternating floors. There are also study rooms and lounges on every floor.



Photo Credit: A J Lopez

(Walk down the sidewalk in front of Killingsworth.)

15. Notice the blue and yellow poles...

These emergency poles are located all around campus. If you have any kind of emergency you can press the button, the light will turn on, and you will be directly connected to a campus dispatcher. A University Police Officer will get to your location within four minutes. Two officers patrol campus 24/7 and there are also additional officers on shift in the University Police Department (#39).



Photo Credit: A J Lopez

16. The Building directly in front of you is Pierce Hall (#38).

Pierce is another residence hall on campus. It is similar to Killingworth's set up in terms of rooms, laundry rooms, kitchens, and lounges.

(Begin down the sidewalk on your right.)

17. The building to your right is McCullough-Trigg Hall (#32), however, most students just call it Trigg. This residence hall is primarily used for sophomores and juniors. It is a suite style layout; basically an apartment without a kitchen. This dorm is co-ed but is separated by wing or floor, so you will never share a room or bathroom with someone of the opposite gender.

(Turn to the left and enter Legacy Hall via the glass doors under the awning on your right.)

18. This is Legacy Hall (#24). While this is a residence hall, no one actually lives on this side. It is known to students as Legacy Commons. There is a lounge area on your right that any MSU student is free to use. There is also a convenience store behind the TV known as the Concierge (a great option if you need a snack while studying!) and on the other side of the wall by the Concierge are the dorm residents' mailboxes.

(Continue down the hall.)

19. Directly in front of you is the Market Street Learning Commons.

This facility has an open study area, a small computer lab and multiple group study rooms. The furniture in this space was selected by MSU students and includes a "nap pod!"



Legacy Hall -- Photo Credit: A J Lopez



Photo Credit: A J Lopez

*(Exit out the doors on your left.)
(Walk down the sidewalk to your left.)*

20. Notice the buildings to your right. This is **Sunwatcher Village (#53)**, an on campus apartment option that is available to you after you have 45 college credit hours completed.

*(Continue down the sidewalk and
turn left at the entrance to Fain Fine
Arts Center #17).*

21. This is the B-Wing of the Fain Fine Arts Center (#16).

We like to show this building off because it has such unique architecture! The theatre department is housed within this building and hosts performances throughout the semester. MSU students can attend these performances for free with their MSU ID.

*(Exit out of the door you entered.)
(Turn to your left and be prepared to walk.)*

22. Continue along Louis J. Rodriguez Drive, towards the Bruce and Graciela Redwine Student Wellness Center (#50). This is the longest walk on the tour.



Photo Credit: A J Lopez

On your left is the Campus Shuttle Stop. This shuttle is free for MSU students to use!

Beyond this is the **Softball Field (#49)**. Students can attend all sporting events for free (and can bring one guest) with their MSU ID card. Across the street on your right is another on campus apartment option.

23. This apartment complex is known as Sundance Court (#51). Both apartments on campus have all amenities included.

(Be prepared to wait for the signal and then cross the street.)

24. This is the Bruce and Graciela Redwine Student Wellness Center (#50).

To the right you'll see equipment and group fitness classrooms. Outside is our aquatics area, Sikes Lake, a walking path and sand volleyball courts. Upstairs there are free weights, treadmills, Stairmasters and an indoor running track.



Wellness Center -- Photo Credit: A J Lopez

(Look down the long hallway on your left.)

25. At the end of the hallway is the Vinson Health Center. This facility is a fully functioning, fee-based clinic for students.

(Exit the way you came in.)

(Be prepared to cross the street again.)

26. Across the street on your right you will notice a big, white domed roof. This is the D.L. Ligon Coliseum (#12). The Coliseum hosts our volleyball and basketball games and is the location of several coaches offices. Our Athletic Training and Exercise Physiology programs are also housed in the Coliseum.

(Continue walking back on the same sidewalk that brought you to the Wellness Center.)

(When you get to the Bus Stop turn right.)

(Cross the street; Nocona Trail.)

(Enter the Fine Arts Center... Please be careful when entering as the steps are uneven!)



Photo Credit: A J Lopez

27. This is the other side of the Fain Fine Arts Center (#16). You'll find an art gallery, art classrooms, ceramic classrooms, and the Didzun Music Wing. The Didzun Music Wing houses the Department of Music administrative offices, classrooms, rehearsal facilities and faculty studios.

*(Turn down the hallway on your right.)
(At the end of the hallway turn to your left.)*

28. This is the Mass Communication Building. Upstairs is where our school newspaper, *The Wichitan*, is produced. This space also includes a television studio!



Photo Credit: A J Lopez

*(Head toward the double glass doors and exit.)
(Turn left and continue down the walkway.)
(Please be cautious as there are many different levels
to the ground in this area!)*

29. The brick pavers you are walking on are known as Mustangs Walk or the Jesse Rogers Promenade.

(Notice the building on your right.)

30. This is actually considered three separate buildings, but they are combined. The one closest to you is **Bea Wood Hall (#3)**. Our Study Abroad office and many Professors' offices are located in Bea Wood. In the middle is **Prothro-Yeager (#40)**, the home of our College of Humanities and Social Sciences. Finally, **O'Donohoe Hall (#35)** is located at the end. This is where our English department and additional faculty offices are located.

31. The building just beyond this is Bolin Hall (#5). This is one of the buildings used by the McCoy College of Science, Mathematics and Engineering. Our Biology, Chemistry, Geosciences, Computer Science and Environmental Science students and faculty spend a lot of time in Bolin Hall!



Bolin Hall -- Photo Credit: A J Lopez

*(Now, walk towards and enter the **Clark Student Center**.
It is across from **Killingsworth Hall**.)*

32. Welcome to the Clark Student Center (#11)! Students just call it the "CSC" for short and it is the central hub of campus. The area you'll see when you first walk in is **Mesquite Dining Hall**, an all-you-can-eat/buffet style dining option. There are multiple meal plans to choose from and a cost breakdown for each is on our website. Across from **Mesquite Dining Hall** is **Maverick's Corner**. This dining option is restaurant style, open late and has multiple TVs for entertainment while eating.



Maverick's Corner -- Photo Credit: A J Lopez



Mesquite Dining Hall -- Photo Credit: Caylen Myracle

(Turn the corner to walk through our other restaurant/fast-food style dining options.)

There are three restaurant options in this part of the CSC:

1. **Grill Nation**
2. **Burrito Bowl**
3. **Chick-fil-A Express**



*(Continue down this hall.)
(Notice the computer lab and turn right.)*

This is the **Recreation Center** within the CSC. This is a fun place for students to utilize between classes or in the evenings.



(Next, continue down the hallway until you reach the big atrium.)

Photo Credits: Caylen Myracle

You are now in the Atrium of the CSC. The flags hanging from the ceiling represent our sororities and fraternities. You'll also notice several offices within the Atrium. These offices include: **Disability Support Services, Student Government and Enhancing Undergraduate Research Endeavors & Creative Activities (EURECA).**

*(Make your way down the hallway between the Disability Support Services and Student Government offices.
Stop once you reach the Post Office in front of you).*

33. This is our on-campus **Post Office**. Students can send and receive packages at this location.

*(If facing the Post Office,
continue down the hallway on the left.)*

34. You'll pass by the offices for **Student Transition Services** and **Student Leadership & Involvement**. These offices coordinate social activities, events and many of our annual traditions (Homecoming Week, Family Weekend, etc.) on campus.



Photo Credit: Caylen Myracle



Photo Credit: Caylen Myracle

(Continue down the hall; stop at the opening where you'll see the Information Desk.)

35. You are now at our Information Desk. This is where students can ask questions about the CSC or campus in general.

*(Turn to the right).
(Stop outside Student Affairs).*

36. This is the **Student Affairs Office**. Our Vice President for Student Affairs, the Career Management Center and our Student Rights & Responsibilities Office are all located in this suite. The **Career Management Center (CMC)** is a great resource for students. Students have access to MUSTANGSHIRE.ORG, a website that posts on-campus and off-campus job listings, internship positions, and job listings for after graduation. Students can also work with CMC Professionals for resume edits or for mock interviews when preparing for job interviews.

(Continue down the hall).

37. On the right is the **Follett Bookstore**. The bookstore offers a variety of products, including textbooks, for purchase on campus. A portion of all proceeds go back to MSU!



Photo Credit: Caylen Myracle




Photo Credit: Caylen Myracle

(Walk outside via the exterior doors.)

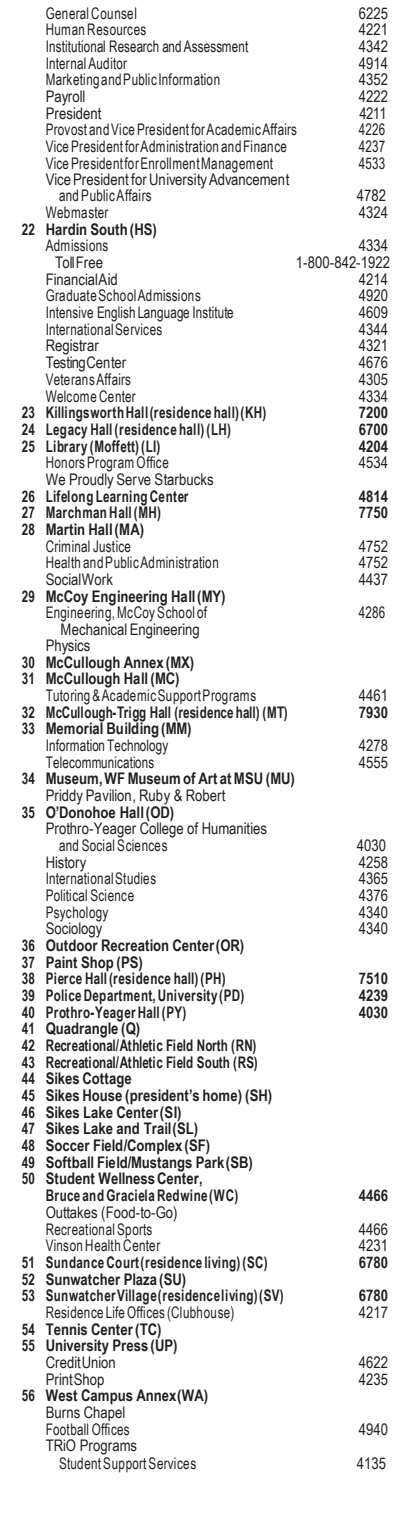
38. The building directly in front of you is the **Moffett Library (#25)**. The first floor has a computer lab, a Starbucks and group study spaces. The second floor has additional study spaces and the multimedia center. Finally, the third floor offers a completely quiet study space.

39. At this time you should be back at the **Hardin Administration Building (#21)**. You'll notice that this building has holiday lights on it year round. Each holiday season, Midwestern hosts the MSU-Burns Fantasy of Lights. This is an event that is open to the public at no cost and is one of the largest holiday displays of its kind. Its purpose is to provide a festive holiday atmosphere on campus, to serve as an outreach to the community, and to be a focal point for holiday activities in North Texas.



Hardin Administration Building -- Photo Credit: A J Lopez

Thank you for participating in our self-guided walking tour and learning why we love our campus. We hope that one day you will call Midwestern State University your new home!



Rev. 8-18

Rev. 8-18